

profiset *range*

automatic planers and throughfeed moulders for the advanced joinery



All “Made in SCM Italy”

From casting iron to finished product.

Come see our production plants and touch the quality of SCM machines;
you will be our guest.



Automatic planers and throughfeed moulders for the advanced joinery.

SCM's objective is to guarantee customers high quality technologies which meet their requirements in such a way as to make SCM the partner for any needs.

profiset *range*

Designed to be sturdy machines with high quality components to always ensure the very best performance.

automatic planers and
throughfeed moulders

automatic planers and
throughfeed moulders

automatic planers

profiset 60ep
page 4



profiset 60
page 5



profiset 40ep
page 6



profiset 40
page 7

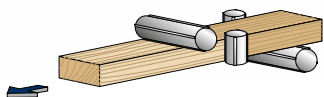


automatic planers-
throughfeed
moulders
profiset 60ep
profiset 60

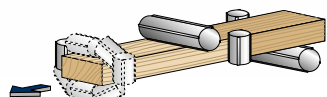


		profiset 60ep	profiset 60
Minimum working width (finished section)	mm	25 ÷ 15	25 ÷ 15
Maximum working width (finished section)	mm	230	230
Minimum working height (finished section)	mm	10	6
Maximum working height (finished section)	mm	120	120
Minimum length of single work piece comp. 4	mm	450 ÷ 430	450 ÷ 430
Minimum length of single work piece comp. 5	mm	630 ÷ 420	630 ÷ 420
Feed speed	m/min	5 ÷ 25	5 ÷ 25

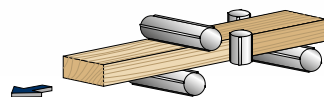
Find the complete technical specification at page 12



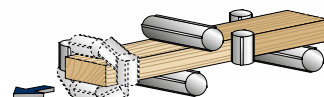
comp. 4



comp. 4 + universal spindle

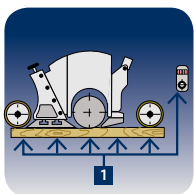


comp. 5



comp. 5 + universal spindle

Available in 4 different compositions: 4/5 spindles and the possibility to use the universal spindle in order to meet any profiling requirement.



"Set-up" system
maximum rapidity



Feeding device
productivity



Electronic Control
operational advantage

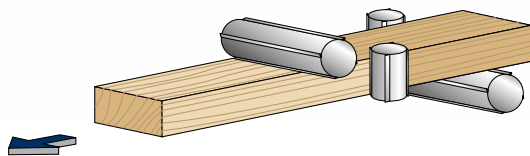
Versatile, safe and high performance.

automatic
planers
profiset 40ep
profiset 40



		profiset 40ep	profiset 40
Minimum working width (finished section)	mm	23	23
Maximum working width (finished section)	mm	180	180
Minimum working height (finished section)	mm	10	6
Maximum working height (finished section)	mm	105	105
Minimum length of single work piece	mm	300	300
Feed speed	m/min	6/12	6/12

Find the complete technical specification at page 12



4 spindles machine composition with 10mm profiling capacity on the vertical spindles.



Lubrication
smooth movement




Reference Engraver
straightening
system



Electronic Control
simple and effective

Maximum compactness with minimum overall dimensions to safeguard the essential space for the operator.

profiset operating groups


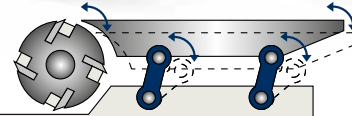


ergonomics and safety

Working units set-up

All controls are situated on the machine front with mechanical readout and decimal precision of the working section.


Infeed table and infeed right guide with transversal adjustment by means of a **parallelogram system** which ensures the best precision.



the best finishing

Idle roller placed the outfeed table

Typical feature of industrial level machines, it guarantees a very effective feeding.



perfect straightening

Reference engraver

The use of the reference engraver on the lower spindle ensures the optimal reference-guide of the workpiece to be machined.



smooth movement

Lubrication pump

The manual pump for the worktable lubrication positioned in the working area facilitates its use, assuring always the best smooth movement of the work piece.

productivity and improved finishing

Optimum feeding


- Gears box drive and cardan joints
- Pneumatic working pressure on the feed rollers
- Inverter for the stepless speed adjustment from 5 to 25 m/min
(*profiset 60ep and profiset 60*)



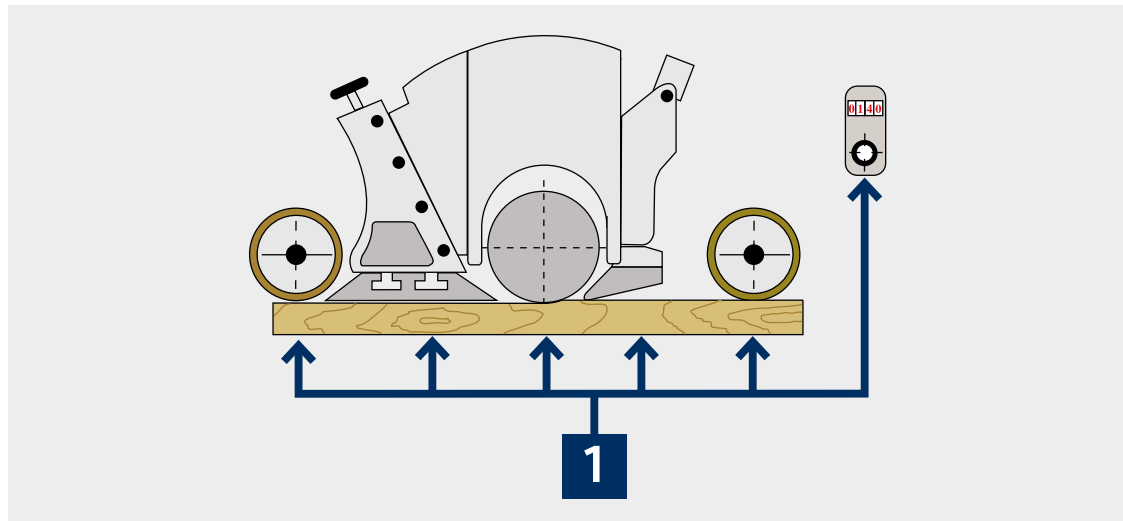
top flexibility

Universal spindle

When the machine is equipped with the optional universal spindle it is possible to work the piece at 360°, thus obtaining even the most particular profiles, otherwise not obtainable with the other operating groups.
(*profiset 60ep and profiset 60*)



some examples



setting-up speed

"Set-up" system

The **SCM solution** allows a simple and rapid set up when changing tools as it has the minimum tool diameter as only reference. It is enough a **single adjustment to position all elements** (tool, working height, front and rear pressers, feeding rollers) and no idle retooling times.
(*profiset 60ep and profiset 60*)

profiset operating groups



working programming becomes simple and effective
"Ready" electronic control

- Automatic positioning control of left vertical spindle and top horizontal spindle
 - Feed speed selection
 - Mode: manual, semi-automatic and automatic with memory capacity up to 99 programs
 - Additional functions: calculator and hour counter
- (profiset 40ep)



operational advantage
**"Easy Plus" electronic control
 from control panel**

- Automatic control of left vertical spindle and upper horizontal spindle positioning
 - Feed speed selection
 - 7" LCD colour display; 16:9 resolution
 - Tools database with visualisation of tools picture
 - Programs database with visualisation of tools picture and position
- (profiset 60ep)



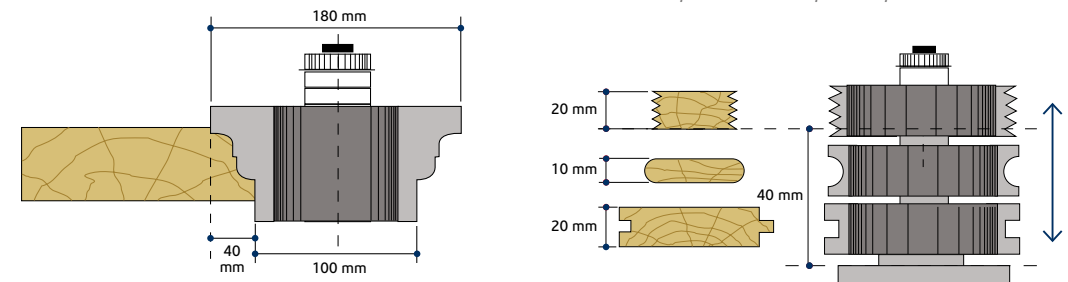
"T-Set": rapid tool locking device

It ensures the locking/unlocking of tools simply through a gun with compressed air.
 (option)



high performance available as standard
Profiling

The vertical spindles allow a profiling capacity of up to 40 mm and an axial adjustment of 40 mm to manage more profiles.
 (profiset 60ep and profiset 60)



profiset
main
optional
devices



Kit to enable the profiling of the top horizontal spindle
It includes n.2 mechanical readouts with decimal precision.
Min./max. tool diameter: 100/180 mm.
Axial stroke: 40 mm.



"Preset 25" tool diameter measurement device
Centesimal accuracy and ease-of-use.



Vertical pressure with idle rollers placed in front of vertical spindles
Effective in any situation.



Feed unit before horizontal bottom universal spindle



Kit of supplementary flanged feed rollers in front of left vertical spindle

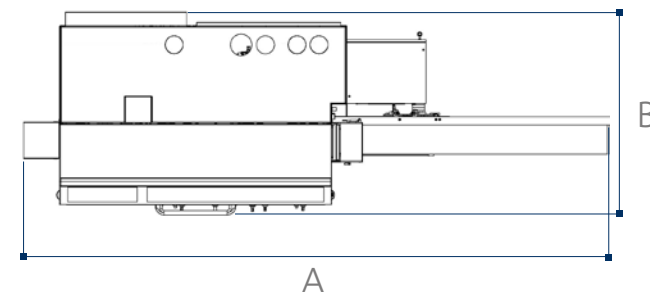


Feed unit placed after top horizontal spindle



"Tandem" feed unit before universal spindle

profiset technical data



TECHNICAL DATA		profiset 60ep	profiset 60	profiset 40ep	profiset 40
Minimum working width (finished section)	mm	25 ÷ 15	25 ÷ 15	23	23
Maximum working width (finished section)	mm	230	230	180	180
Minimum working height (finished section)	mm	10	6	10	6
Maximum working height (finished section)	mm	120	120	105	105
Minimum length of single work piece comp. 4	mm	450 ÷ 430	450 ÷ 430	300	300
Minimum length of single work piece comp. 5	mm	630 ÷ 420	630 ÷ 420	-	-
Feed speed	m/min	5 ÷ 25	5 ÷ 25	6/12	6/12
Spindles rotation speed	rpm	6.000	6.000	6.000	6.000
Tool-holder shafts diameter	mm	40	40	35	35
Vertical spindle length	mm	140	140	120	120
Horizontal spindle length	mm	250	250	190	190
Universal spindle length (option)	mm	240	240	-	-
Axial adjustment of vertical spindles respect to the worktable	mm	40	40	-	-
Axial adjustment of horizontal spindles with respect to the right fence	mm	40	40	-	-
Min./max. tool diameter on bottom horizontal spindle	mm	120/140	120/140	100/100	100/100
Min./max. tool diameter on vertical spindles	mm	100/180	100/180	100/120	100/120
Max. profiling capacity on vertical spindles	mm	40	40	10	10
Min./max. tool diameter on top horizontal spindle	mm	125	125	100	100
Min./max. tool diameter on second bottom horizontal spindles	mm	100/180	100/180	-	-
Profiling capacity with tool 180 mm on second bottom horizontal spindle	mm	15	15	-	-
Min./max. tool diameter on universal spindle (option)	mm	100/180	100/180	-	-
Feed rollers diameter	mm	140	140	120	120
Infeed table length	mm	2.000 ÷ 2.500	2.000 ÷ 2.500	1.700 ÷ 2.300	1.700 ÷ 2.300
Rapid adjustment of infeed table and fence	mm	10	10	10	10
other technical features					
Feeding motor power	kW (hp)	3 (4)	3 (4)	0,7/1,1 (1/1,5)	0,7/1,1 (1/1,5)
Motor power of bottom horizontal spindle	kW (hp)	4 (5,5) ÷ 5,5 (7,5)	4 (5,5) ÷ 5,5 (7,5)	7,5 (10)	7,5 (10)
Motor power of vertical spindles (single)	kW (hp)	5,5 (7,5) ÷ 11 (15)	5,5 (7,5) ÷ 11 (15)	7,5 (10)	7,5 (10)
Motor power of top horizontal spindle	kW (hp)	4 (5,5) ÷ 7,5 (10)	4 (5,5) ÷ 7,5 (10)	7,5 (10)	7,5 (10)
Motor power of the second bottom horizontal spindle (comp. 5)	kW (hp)	4 (5,5) ÷ 5,5 (7,5)	4 (5,5) ÷ 5,5 (7,5)	-	-
Universal spindle motor power (option)	kW (hp)	4 (5,5) ÷ 7,5 (10)	4 (5,5) ÷ 7,5 (10)	-	-
Exhaust hoods diameter	mm	120	120	120	120
Exhaust hood diameter for the top horizontal spindle	mm	150	150	120	120

OVERALL DIMENSIONS		profiset 60ep/ profiset 60 comp. 4	profiset 60ep/ profiset 60 comp. 5	profiset 40ep/ profiset 40
A with 2000 mm infeed table and without universal spindle	mm	3410	3600	-
A with 2500 mm infeed table and without universal spindle	mm	3910	4100	-
A with 2000 mm infeed table and with universal spindle	mm	4125	4315	-
A with 2500 mm infeed table and with universal spindle	mm	4625	4815	-
A with 1700 mm infeed table	mm	-	-	2855
A with 2300 mm infeed table	mm	-	-	3464
B without universal spindle	mm	1574	1574	1139
B with universal spindle	mm	1659	1659	-

- S** Standard
- O** Option

MAIN OPTIONAL DEVICES	profiset 60ep	profiset 60	profiset 40ep	profiset 40
Feed unit before horizontal bottom universal spindle	-	-	O	O
Feed unit before horizontal bottom universal spindle with pneumatic exclusion	S	S	-	-
Vertical pressure for large work pieces placed in front of the vertical left spindle	-	-	O	O
Kit to enable the profiling of the top horizontal spindle	O	O	-	-
"T-Set" rapid tool locking device	O	O	-	-
"Tandem" feed unit before universal spindle	O	O	-	-
Vertical pressure with idle rollers placed in front of vertical spindles	O	O	-	-
Kit of supplementary flanged feed rollers in front of left vertical spindle	O	O	-	-
Automatic work table lubrication	O	-	-	-
Supplementary work table with rexilon inserts	O	O	-	-
Front and rear pressure shoes on the hood	O	O	-	-
"Preset 25" tool diameter measurement device	O	O	-	-

PROMPT AND EXPERT TECHNICAL SUPPORT THROUGH A NETWORK OF 1000 TECHNICIANS AND AN INVENTORY OF 36,000 SPARE PARTS.

HIGHLY SPECIALISED TECHNICIANS, EFFICIENT
MANAGEMENT AND 6 SPARE PARTS BRANCHES
AROUND THE WORLD GUARANTEE A CLOSE,
SAFE AND EFFECTIVE TECHNICAL SUPPORT.

SERVICE

SCM provides a service that goes beyond the purchase, to guarantee the long term performance of your technological production system and peace of mind for your business.

A COMPLETE RANGE OF AFTER-SALES SERVICES

- installation and start-up of machines, cells, lines and systems
- tailored training programs
- telephone support to reduce times and costs when machines are not working
- preventive maintenance programs to guarantee long term performance
- complete renovation of machines and plants to renew the added value of the investments
- custom upgrading to update machines and plants and meet new production requirements



SPARE PARTS

SCM Group can count on 140 spare parts professionals worldwide to meet any request with real time shipments.



36,000 SPARE PARTS

Our spare parts inventory, with a value of 12 million euros, covers every single machine



SPARE PARTS GUARANTEED

We guarantee also hard to find parts, with 3,5 million euros invested in "critical" spare parts.



IMMEDIATE AVAILABILITY

Over 90% of orders received are carried out the same day thanks to the huge inventory available.



6 BRANCHES AROUND THE WORLD

The spare parts service can count on worldwide support (Rimini, Singapore, Shenzhen, Moscow, Atlanta, São Bento do Sul)



500 SHIPMENTS A DAY



THE STRONGEST WOOD TECHNOLOGIES ARE IN OUR DNA

SCM. A HERITAGE OF SKILLS IN A UNIQUE BRAND

Over 65 years of success gives SCM the centre stage in woodworking technology. This heritage results from bringing together the best know-how in machining and systems for wood-based manufacturing. SCM is present all over the world, brought to you by the widest distribution network in the industry.

65 years history

3 main production sites in Italy

300.000 square metres of production space

20.000 machines manufactured per year

90% export

20 foreign branches

400 agents and dealers

500 support technicians

500 registered patents



In SCM's DNA also strength and solidity of a great Group. The SCM Group is a world leader, manufacturing industrial equipment and components for machining the widest range of materials.

SCM GROUP, A HIGHLY SKILLED TEAM EXPERT IN INDUSTRIAL MACHINES AND COMPONENTS

INDUSTRIAL MACHINERY

Stand-alone machines, integrated systems and services dedicated to processing a wide range of materials.



WOODWORKING TECHNOLOGIES



TECHNOLOGIES FOR PROCESSING COMPOSITE MATERIALS, ALUMINIUM, PLASTIC, GLASS, STONE, METAL

INDUSTRIAL COMPONENTS

Technological components for the Group's machines and systems, for those of third-parties and the machinery industry.



SPINDLES AND TECHNOLOGICAL COMPONENTS



ELECTRIC PANELS



METALWORK



CAST IRON



SCM GROUP SPA

via Casale 450 - 47826 Villa Verucchio, Rimini - Italy
tel. +39 0541 674111 - fax +39 0541 674274
scm@scmgroup.com
www.scmwood.com



00L0592620C