

# stefani x

Industrial automatic edge bander

edge banders - sizing edge banders



REV. N. 00 - 11.2021



SCM GROUP SPA - STEFANI  
viale del lavoro 1/3 - 36016 Thiene (VI) - Italy  
tel. +39 0445 359511  
stefani@scmgroup.com  
www.scmwood.com



00L0702440C



# THE ELECTRONIC TOUCH AT YOUR FINGERTIPS



## EASY



Immediate use even for inexperienced operators thanks to the operating logic of “what has to be done” and not “how to do it”.

Zero errors with the Side Finder technology indicating to the operator the correct panel side to be inserted into the machine.

Total control thanks to the 3D adaptive preview of the workpiece.

## POWERFUL



Industrial productivity with speeds up to 30 m / min and 350 mm panel gap even with machining changeover.

The whole range of panel thickness from 8 to 60 mm can be processed as standard

## HEAVY DUTY



No compromise on stiffness. 40% of the weight of the machine is its frame.

Productivity over multiple shifts per day. Frame, pressers, columns, operating units are all designed for intense non-stop production.

Automation Ready. Ready for the use with automation, devices for panel return, and integration into stefani rocket E and stefani cell E.

## SMART



Fast and flexible management of glue type and colour change with the new Glue Switch technology.

One touch for Just in Time processing from HMI. Up to 3 radii + infinite thin edges with Multiedge devices.

Easy set up for panels with holes for hardware thanks to the Nesting lock device.

## QUALITY



Excellent quality on all materials, even the most delicate new generation ones, thanks to the “electronic touch” of the new finishing units with servo-assisted technology.

High quality standards thanks to the Hydro Lock, Zero lock, Ed system technologies for tools.

## SAVE



Save up to 9% on yearly energy consumption with the Sav€energy technology.

Reduction of up to 10000 m/year of edge consumption thanks to the precision of the new gluing unit which guarantees a minimum edge waste.

High return on investment thanks to high productivity combined with constant repeatability with all production scenarios.

# OVERVIEW OF TECHNICAL FEATURES

## TECHNOLOGICAL ADVANTAGES



**Agile**  
complete machining up to 3 radii + infinite thin edges with just one touch from HMI without production stops.



**All in One**  
No limits in the choice of finishing for the joint between the edge and the panel.


**Digital**  
HMI Maestro active edge with touch screen eye-M.



**Integrated**  
Ready for integration in flexible edgebanding cells or lines.



**Versatile**  
Automatic adjustment for processing panels even with different thickness of protective film and coming from the nesting cycle.



**Precise and delicate**  
New range of fully electronic servo end trimming/corner rounding units for excellent finishing quality in any condition.



**Flexible**  
Magazine for up to 6 edges in rolls with automatic changeover by HMI.

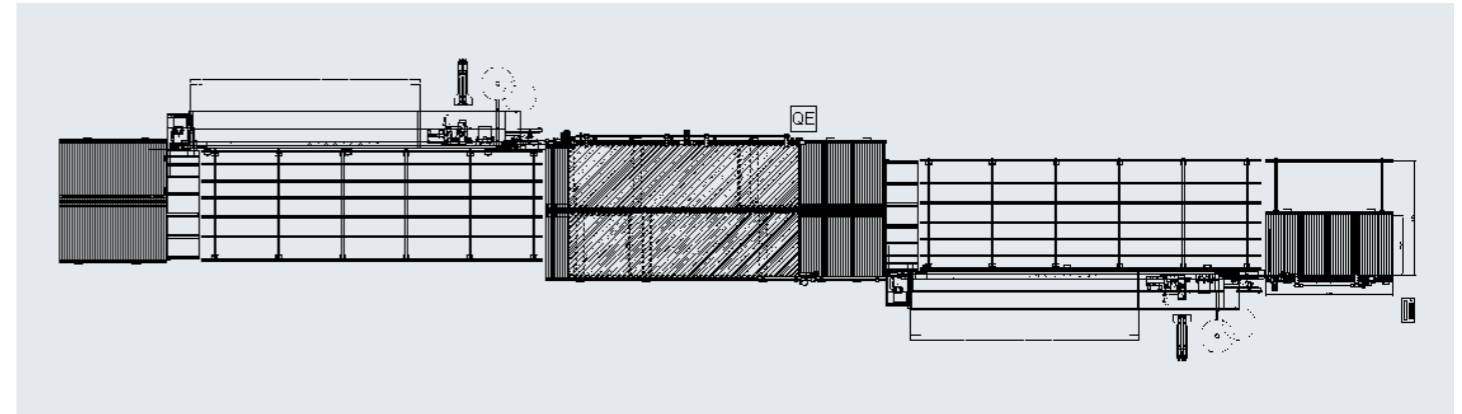


**Productive**  
No more machine downtime for glue type and / or color change thanks to the "Glue Switch" system with two integrated glue pots with just in time change.



## FASTBACK DEVICE

Productivity increased up to 30% / 40% with one single operator thanks to the Fastback device for automatic panel return to the operator.



## STEFANI ROCKET E

Flexible edgebanding line for already squared panels. Designed for linear flow production processes. Composed of the handling equipment by rollers (moover) and two single-sided edge banders. Stefani rocket E offers a high degree of flexibility, permitting the introduction of panels of different sizes with the same thickness.

Panel dimensions	LENGTHWISE FEEDING		CROSSWISE FEEDING		Thickness	Maximum weight
	Minimum length	Maximum length	Minimum length	Maximum length		
Fastback 21	120 mm	2100 mm	120 mm	800 mm	8 - 60 mm	40 kg
Fastback 25	120 mm	2500 mm	120 mm	1200 mm	8 - 60 mm	50 kg

## MAXIMUM FREEDOM:

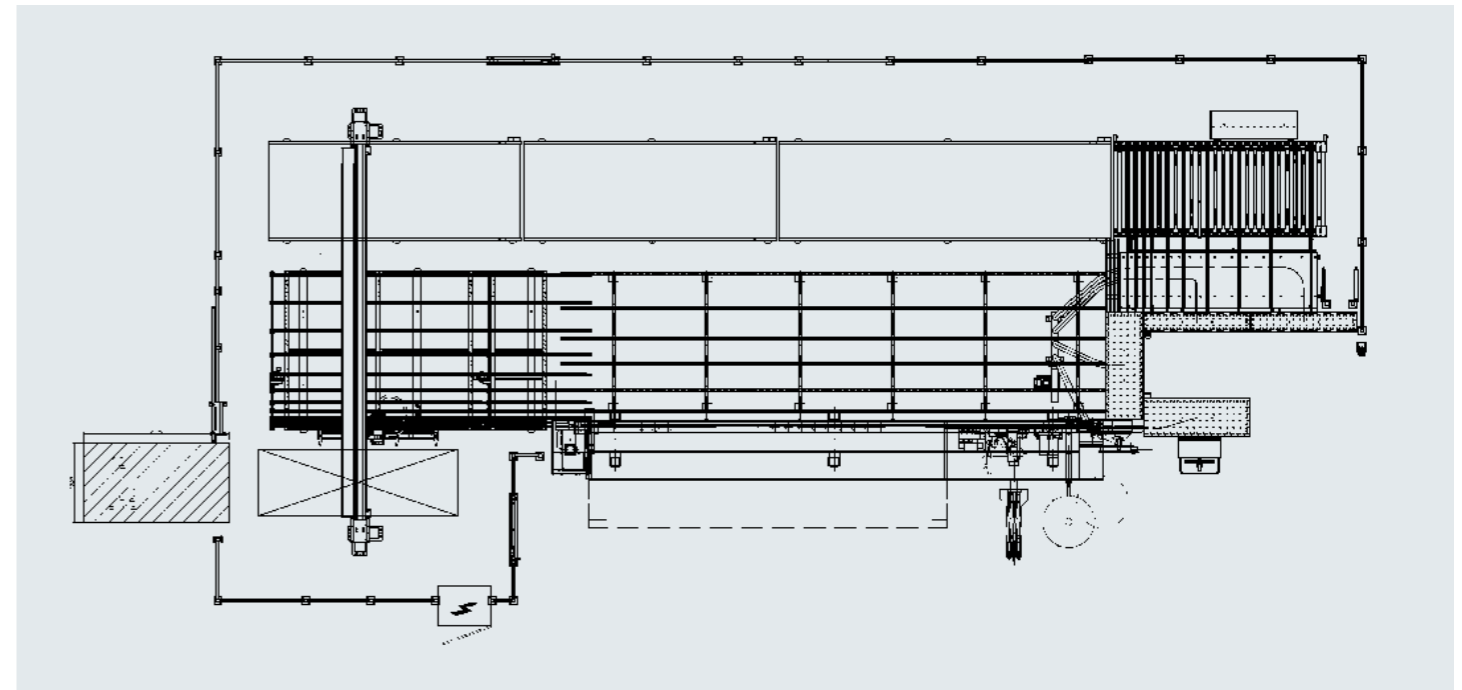
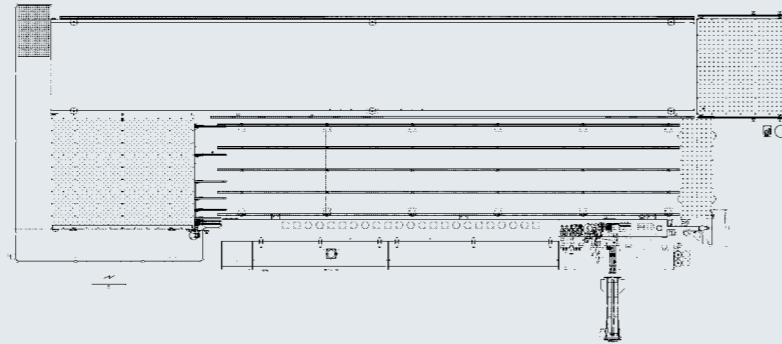
with the **Buffer Kit** (opt) the non-collection of the temporary panel does not block the operation of the edge bander.

## OUT-OF-SIZE WITHOUT PROBLEMS:

with the **Extra Size Kit** (opt) the production also of oversized panels is possible in a simple and assisted way.

## THINK BIG:

with the **Re-Loop Kit** (opt) it is possible to set up one complete cell where the operator can manage the machining of the various panel sides easily and ergonomically.



## STEFANI CELL E

Flexible edgebanding cell for already squared panels composed of a single-sided edgebander and handling equipment. The multiple available configurations of the stefani cell E allow every specific need in terms of productivity and processing. Infeed device, Robots or additional handling equipment can be combined to offer maximum flexibility and customization.

# PANEL INFEED



Maximum machining precision even with narrow panels / drawers thanks to the manual infeed device (opt).



M+ manual infeed device for easy and error-free introduction of panels orthogonally to the feed direction. For dimensions up to 2600 mm (opt).



Optimized productivity thanks to the panel spacing device which determines the best distance between panels according to the various conditions.

Easy and fast handling of panels in the loading area with the air cushion table (opt).



Top pressure belt, with automatic vertical movement by HMI depending on the panel thickness.



Counter shoulder for narrow panels or solid wood machining (opt).




# PANEL PREPARATION

## PREMILLING UNIT


### RT-H PREMILLING UNIT

Working unit for milling and micro-finishing the surface of the raw panel. It contributes to the creation of a homogeneous and minimal glue line, allowing high quality of application.

- Structure with specific anti-vibration design.
- Zero vibration with motor-tool interface Hydro Lock (opt). +20% tool life.



*Cutting section set up by HMI with micro-adjustment thanks to NC axis of the first copying device and the entry guide (opt. easy size plus).*



# GLUING GLUING UNIT

## HM2002 GLUING UNIT

Working unit for the spread of the glue and the application of the edge in rolls, strips, solid wood.


Flexible change of glue type (EVA / PUR) and / or colour.

Optimized edge consumption without waste thanks to high precision of edge feeding and cutting (+/- 2 mm).

## GLUE SWITCH DEVICE

**Glue Switch** device for a just in time glue change without any machine downtime or greater panel spacing, thanks to the presence of two glue pots. Both glue pots can be combined with all the pre-melters available in the range.

No machine downtime during maintenance operations of one of the two glue pots with the **Smart Change** system which allows to continue working even with only one pot.





# GLUING

## AVAILABLE TECHNOLOGIES




**SGP glue pot (Smart Glue Pot)**  
Invisible glue line thanks to the special roller and an optimal glue application quantity, adjusted with NC axis by the machine control.  
Use of EVA and PUR glue with quick and easy changeover.



2 or 6 coil magazine (opt.) with possibility of adding one coil manually for occasional processing.  
Highly reliable system by rollers for the edge exchange.



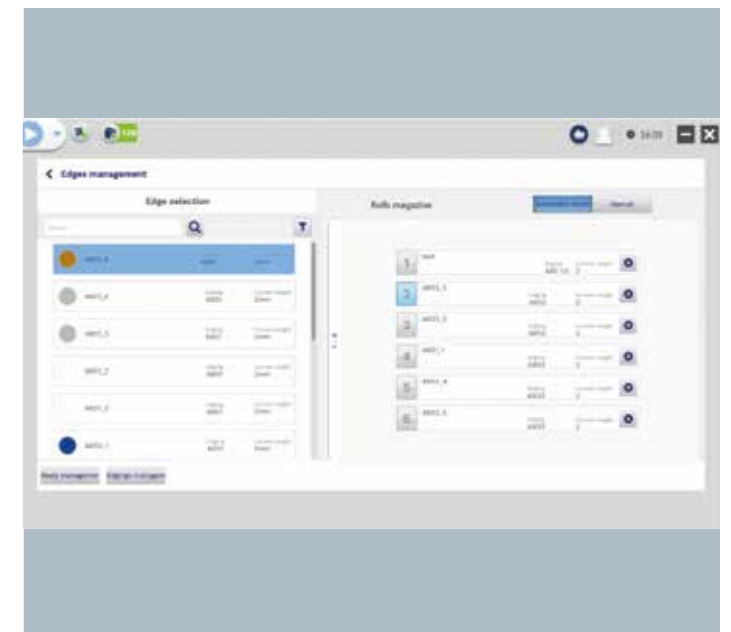
Quick and easy processing of solid wood lipping up to 22 mm thick, even when the 2- or 6-edge roll magazine is installed.



**Edge pressure rollers**  
Large roller with "adaptive" function for automatic adjustment of the pressure, particularly suitable with delicate edges. Automatic adjustment of the roller position according to the edge thickness with NC axis.

**Edge store manager (opt.)**

A single database of all the customer's edges, with rapid association of the machining program with the edge used, thanks to the "edge store manager" software.  
Coding with label and detailed report of the used and remaining edge.



# GLUING

## AVAILABLE TECHNOLOGIES



Quick change of the glue type, from EVA to PUR or vice versa, with selection of the type of pre-melter used.  
Up to 3 different pre-melters installed in the machine with the Glue Switch.



**AirFusion+ (opt)**

It makes the junction line between edge and panel invisible using edging specific for Laser / Hot Air application.  
High temperature air melts the special adhesive layer in the edging and allows it to adhere to the panel.

### AltaPur HO pre-melter

For pre-melting up to 6 kg/h of PUR glue in slugs. Available for filling the glue pot or the EB 60 V slot applicator (opt).



**Adjustment of the height of the edge feeding table.** It optimizes the edge excess between the upper and lower sides and allows the correct position of any decorations on the edge.



# FINISHING

## END TRIMMING UNITS

### Y-SE 1000 SERVO AND Y-SE 1200 SERVO END TRIMMING UNITS

Maximum cutting precision and delicate touch of the panel to work with the highest quality even the most delicate panels, all thanks to the “servo” technology they are equipped with:

- NC axes for cutting adjustment from the machine control (opt.)
- just in time correction of the cut with “ACC System” device (opt.)



Y-SE 1200 servo



YU/SP-1000

### YU/SP-1000 END TRIMMING UNIT

Cutting of the edge exceeding at the beginning and end of the panel with a thickness of up to 22 mm.

Perfect edge cutting thanks to the lateral and front copying devices that always guarantee the correct position of the blades.



“ACC system” device for automatic cutting correction (for servo end trimmers).

# FINISHING TRIMMING UNIT

## R-E TRIMMING UNIT

Working unit for the top and bottom trimming of the plastic edge excess or for the finishing of the solid wood.

“Vibration-free” design allowing to obtain a flat surface, smooth and constant in the processing of solid wood.

*Automatic vertical double position by HMI for the trimming of plastic or wooden edging, with micro-adjustment of the working stops.*



# FINISHING CHAMFERING UNIT



## RSU-E CHAMFERING UNIT

Working unit for the beveling of the corner of the edge with a chamfer or radiused finishing.

“Vibration-free” design making the edge surface incredibly homogeneous.

Available in 2 versions:

- Multiedge version with 6 NC axes for machining edges up to 3 different radii with automatic positioning of the unit
- 3-position version with 2 NC axes for micro-adjustments for machining edges with 2 different radii.



*Machining of up to 3 different radii with automatic set up.*

# FINISHING

## AVAILABLE TECHNOLOGIES



*The Zero lock motor / tool interface helps to obtain a surface incredibly homogeneous and free of marks due to vibrations. + 20% average tool life, -15% produced noise (opt.)*



*Possibility to machine up to 12 mm thick solid wood.*



*Twin Feeler copying system allowing a constant processing without marks, especially at high speeds (opt.)*



*Additional opposite-copying system with large diameter disc. For processing panels with reduced thickness and tendency to bend (opt.)*



*Nesting lock kit instantly stops the vertical copying movement in the presence of nesting holes (opt.)*



# FINISHING

## CORNER ROUNDING UNITS





### ROUND 2 SERVO CORNER ROUNDING UNIT

Complete machining with rounding and chamfering of panels with straight and shaped profiles.

Reliability over time and quality without compromise, in the processing of all materials even the most delicate ones and in every profile, guaranteed by the servo-assisted movements with adaptation of the speed of the unit to the geometry of the panel.

Possibility to machine up to 3 different radii and infinite thin edges.

Working speed up to 25 m/min.



### ROUND 4 CORNER ROUNDING UNIT

Complete processing of the straight and shaped panel profile with rounding of corners. Speed up to 25 m/min. Selection of up to 3 different radii + infinite thin edges by HMI. Universal, ideal for processing even the solid wood edge and delicate materials.



# FINISHING

## CORNER ROUNDING UNITS




### ROUND 2 CORNER ROUNDING UNIT

Finishing quality at the highest levels and continuous use over several shifts, thanks to its kinematics which always allows precise and vibration-free movements.

Rounding and chamfering of straight and shaped corners, with the possibility of machining up to 3 different radii.

Working speed up to 20 m / min.



# FINISHING

## AVAILABLE TECHNOLOGIES



Excellent processing also with change of material or set-up thanks to the microadjustment system of the tool position by HMI. The tool is always in the right processing position.

Advanced copying systems offer constant processing also with different kinds of materials (delicate, with/without protective film) (opt.).

The Zero lock motor / tool interface helps to obtain a homogeneous surface without marks due to vibrations. + 20% average tool life, -15% produced noise (opt.).





in consiste nel rappresent  
e bensì nel rappresentate

THE NEW LOOK  
THE NEW LOOK  
THE NEW LOOK  
THE NEW LOOK  
THE NEW LOOK  
THE NEW LOOK  
THE NEW LOOK  
THE NEW LOOK  
THE NEW LOOK  
THE NEW LOOK

# FINISHING

## EDGE SCRAPING UNIT

### RCS-E EDGE SCRAPING UNIT

Working unit for the final smoothing of the edge, rounded or flat, previously machined with rotary tools for material removal. It determines the final appearance of the edge surface. Machining in the absence of vibrations, thanks to the monolithic structure and the reduced number of parts that bring the tool closer to the column.



*Version for automatic processing of 2 rounded edges by HMI. Micro-adjustments with NC axes (opt).*



*Multiedge version with 6 NC axes. It allows the automatic positioning for machining on 4 different positions.*



RCS-E Multiedge

# FINISHING

## AVAILABLE TECHNOLOGIES

SCM research has developed a full range of devices to get an excellent finishing quality in all possible conditions.




*Additional opposite-copying system with large diameter disc. For processing of panels with reduced thickness and tendency to bend.*



*Twin Feeler copying system allowing a constant processing, without marks, especially at high speeds.*



*Nesting lock kit. It stops instantly the vertical copying movement in the presence of nesting holes (opt.).*



*Vibration-free design. It reduces the stress whitening especially in the ABS edge.*

# FINISHING

## SPINDLE GROOVING UNIT

### U SPINDLE GROOVING UNIT

5,5 kW working unit for slots / grooves. Machining of through or timed grooves with automatic selection by HMI.

Possibility of horizontal and vertical movement with axes by HMI for automatic adjustment of position and depth (opt.)




# FINISHING SANDING UNIT



## GLC SANDING UNIT

Compact working unit for the finishing of MDF / HDF panels in preparation for painting, or for machined panels with wooden edges, veneer, paper, where the need is a surface sanding.



# FINISHING

## GLUE SCRAPING UNIT




### RC-E GLUE SCRAPING UNIT

Working unit for the removal of any glue micro-scrap in the joint line. Machining of panels coming from the nesting cycle thanks to the continuous contact of rotating copying devices.

### RC-E MULTILEAF GLUE SCRAPING UNIT

By means of the MULTILEAF system it is possible to adjust the scraping position directly from the HMI according to the thickness of the protective film.





# FINISHING

## BRUSHING AND BRIGHTENING UNITS

# LIQUIDS



### SPN BRUSHING UNIT

Quick adjustment of pressure and inclination of brushes without the use of tools.



### PH/1600 EDGE BRIGHTENING UNIT

2 hot air blowing devices for raising the quality of the plastic edge by the heat (opt.)



Anti-adhesive liquid to prevent the adhesion between panels due to the scraps of the glue when forming stacks of machined panels (opt.).



Liquid to cool the temperature of the glue in the area exceeding the edge, in order to keep the tools clean for the subsequent processing (opt.).




### SP/F BRUSHING UNIT

Brushes for cleaning and polishing of plastic edges with pneumatic oscillation of the motors, which allows a homogeneous consumption of the brush over its entire width (opt).



Sliding liquid suitable for processing delicate edges or with protective film (opt.)



Liquid for smoothing the plastic edge and for brightening the ABS edge (opt.).

# M Maestro Digital Systems

SMART SOFTWARE AND DIGITAL SERVICES TO ENHANCE PRODUCTIVITY OF WOODWORKING AND FURNITURE INDUSTRIES.

SCM accompanies woodworking companies throughout their whole process combining machines with matching software solutions and digital services, with a constant strive to enhance company productivity.

The software solutions powered by SCM are developed to optimize machine usage as well as the entire process, providing integration with the different software existing in the company.

> programming and data generation

Maestro office

Office

Factory

Maestro active

> edge banding

## SOFTWARE

**Simple, smart and open.**  
Maestro software are tailored on the machine technology as well as on the entire process. All Maestro software share a common mission:

- easy to use**, so that any operator can easily and confidently learn and use the software
- smart**, with algorithms and computing modules aiming at the best possible result
- open** in order to integrate existing software, and provide customer the coverage of all his process.

## DIGITAL SERVICES

Transforming the way it delivers services to its customers through digital technologies and particularly, the IoT platform that collects and analyses data coming from the machine, **SCM created a world of services enabled by Maestro connect.**

Meaning that connecting an SCM machine through Maestro connect will let customer subscribe a program of fast-evolving services and access a wide range of benefits that even go beyond the machine experience and will support and assist you through the whole life-cycle of your machine.





## Maestro office edge



Before the production, it is possible to program and generate edge banding programs directly from the office.

### SOFTWARE

Office



## Maestro active edge

Maestro active is the new operator interface software which has been unified across all SCM technologies. A single operator can easily and confidently run multiple machines due to controller and interface consistency: regardless the machine, Maestro active maintains the same look&feel, with many identical icons and navigation buttons, thus ensuring the same approach to interaction.

### EASE OF USE

The new interface has been specifically designed and optimized for immediate use via touch screen. Graphics have been redesigned for simple and comfortable navigation, with tablet-like icons on touch screen controller.

### "ZERO" ERRORS

Improved productivity thanks to integrated help and recovery procedures that reduce the possibility of error from the operator's side.

### SOFTWARE

Factory

## Maestro office edge

### PROGRAMMING THE EDGE BANDER DIRECTLY FROM THE OFFICE

With the same interface of Maestro active edge, the software Maestro office edge allows to:

- edit machine programs directly from the office
- recall, view and modify existing programs in the machine

#### FUNCTIONS

- Display of all the information present in Maestro active edge
- Receipt of machine production reports generated by the Maestro active edge
- Remote programming with creation of new edges and tools

## Maestro active edge

### A REVOLUTIONARY APPROACH TO INTERACT WITH YOUR SCM MACHINE

#### FULL CONTROL OF PRODUCTION PERFORMANCES

The creation of customizable reports by operator, shift, program, forecast period (and much more) allows to monitor, optimize and improve the production performance.

#### FULL MACHINE AWARENESS AND KNOWLEDGE MANAGEMENT SYSTEM

Maestro active allows to record the times related to setup, maintenance, training and other events, tracing all the activities in a database. The operator's know-how is also stored and made available to other people inside the organization thanks to the possibility to comment and document all production events or notifications.

#### ORGANIZE YOUR PRODUCTION

Maestro active allows to create different users with different roles and authorizations (e.g.: operator, maintainer, administrator, ...). Any user can only execute the functions whose permissions have been assigned to him. It is also possible to define the work shifts on the machine and then detect activities, productivity and events that occurred in each shift.

# A WORLD OF SERVICES FOR GREATER EFFICIENCY

## Maestro connect

### CONNECT YOUR MACHINE AND GAIN ACCESS TO A WORLD OF SERVICES

Connecting your machine through IoT technology, Maestro Connect will let you subscribe a program of fast-evolving services. You will access a wide range of benefits that even go beyond the machine experience and will support and assist you through the whole life-cycle of your machine.

### FASTER SERVICE INTERVENTION AND PROBLEM RESOLUTION

Maestro Connect provides real time data and Health Records of the Machine also to SCM Service drastically reducing its troubleshooting time.

### WORKING ALWAYS IN PERFECT CONDITIONS

Maestro Connect can provide a full kit of sophisticated sensor devices to detect and warn the operator in case of alarming conditions of the machine.

## DIGITAL SERVICES

### SMART MAINTENANCE: DOWN TIME REDUCTION

Maestro Connect reduces maintenance downtime thanks to:

- Automatic maintenance notifications and scheduling, to prevent failures and work in the best conditions of use
- Direct connection to SCM Service thanks to an automatic ticket opening function

### SMART MACHINE: ANYTIME, ANYWHERE AWARENESS

Connecting your SCM machine also means having your machine always at hand.

Immediate instant notifications in case of alarms or downtimes allow customers to immediately take an action thus optimizing his productivity.

### SMART MANAGEMENT: PRODUCTION PERFORMANCE OPTIMIZATION

Reports and KPIs allow further analysis thus increasing Customer Knowledge about his performance and results.

### SMART PARTS: FAST PARTS REPLENISHMENT

MRepairs are scheduled proactively since the system provides Spare Parts suggestions and a direct Integration with Smart Parts e-shop.

### SMART LEARNING: EXECUTE WORK AND RECEIVE PROBLEM SOLVING SUPPORT

Maestro connect provides an intuitive Problem Solving Management System to help the operator to self solve any issue..

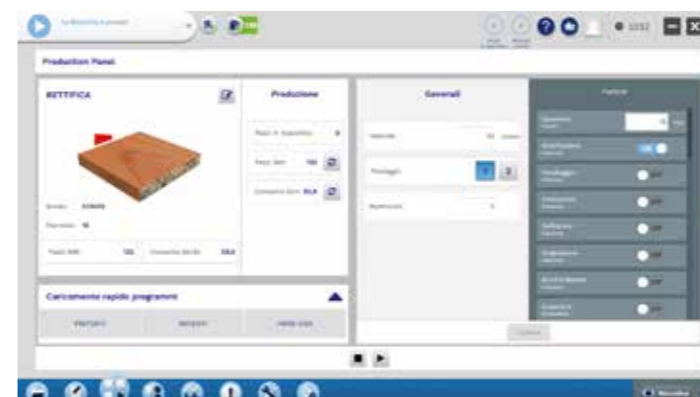
### SMARTTECH: FASTER AUGMENTED SUPPORT

Maestro connect allows augmented reality support by means of Smarttech: the head-wearable computers with wireless connectivity that will bring the interaction between customer and SCM service to a higher level.

### SMART WARRANTY: YOUR MACHINE ALWAYS IN PERFECT CONDITIONS

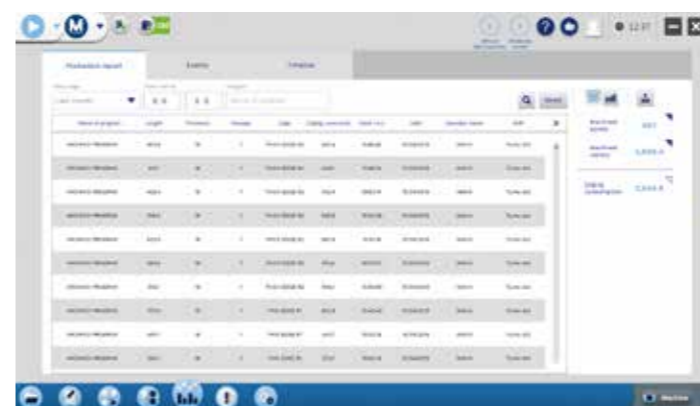
Together with scheduled maintenance contracts, you can take care of your asset by doubling the warranty from 1 year to 2 years\* for complete peace of mind!

\*Please read the complete contract to understand terms and conditions.



### PRODUCING IN SMART MODE

Operator interface with immediate and intuitive panel programming thanks to the adaptive 3D design of the processing with real time preview. Customization of the “production panel” page with the main functions (favorites) and quick recall of the main working programs.

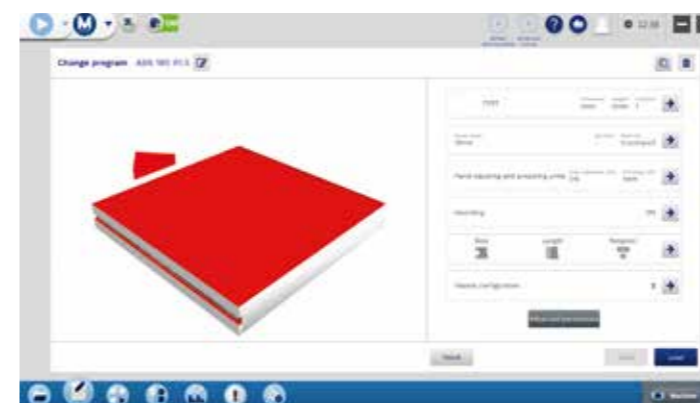


### MAXIMUM EFFICIENCY POSSIBLE

Automatic and continuous diagnostics of every functional aspect of the machine. Automatic alerts for scheduled maintenance.

### BUSINESS ALWAYS UNDER CONTROL

Immediate and profiled production reports per operator, shift, program etc., and instant sharing with the company network.



### 3D DESIGN

All set machinings are displayed in real time and with a realistic preview of the virtual panel (slots, texture of edges and surfaces, edges thickness, solid wood).

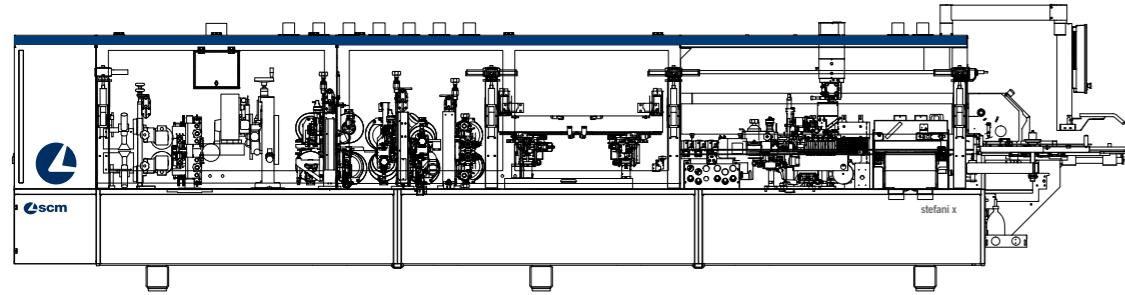


### BARCODE READER

Quick and easy reading of the label with barcode or QR code, thanks to the hand scanner device.

## FEED SPEED UP TO 25 M/MIN

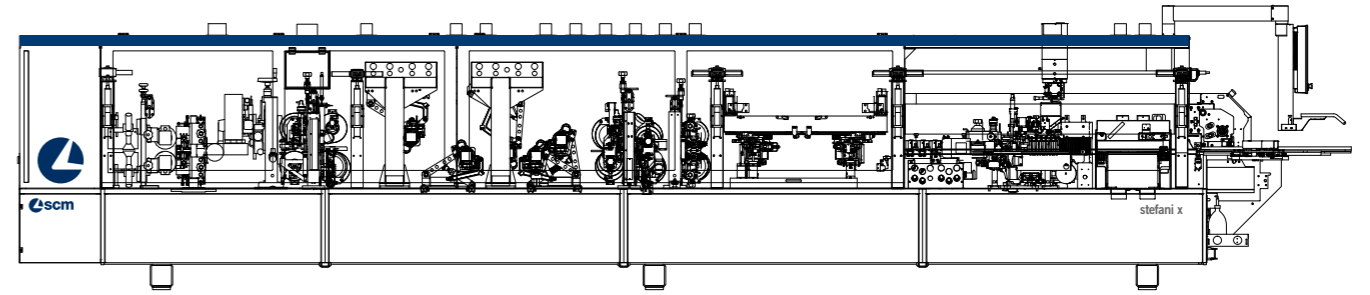
- thin edge 1st pass + 2nd pass - 25 m/min
- thick edge only 1st pass - 25 m/min



stefani E+  
stefani HP E+

## FEED SPEED UP TO 25 M/MIN

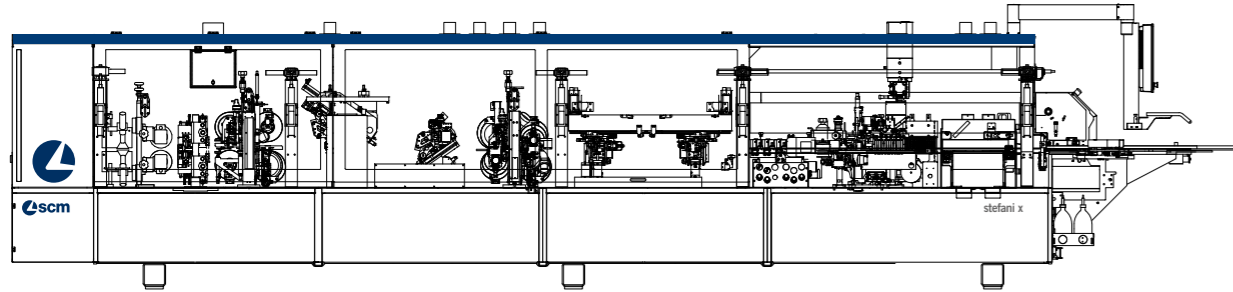
- thin edge 1st pass + 2nd pass - 25 m/min
- thick edge 1st pass + 2nd pass - 25 m/min



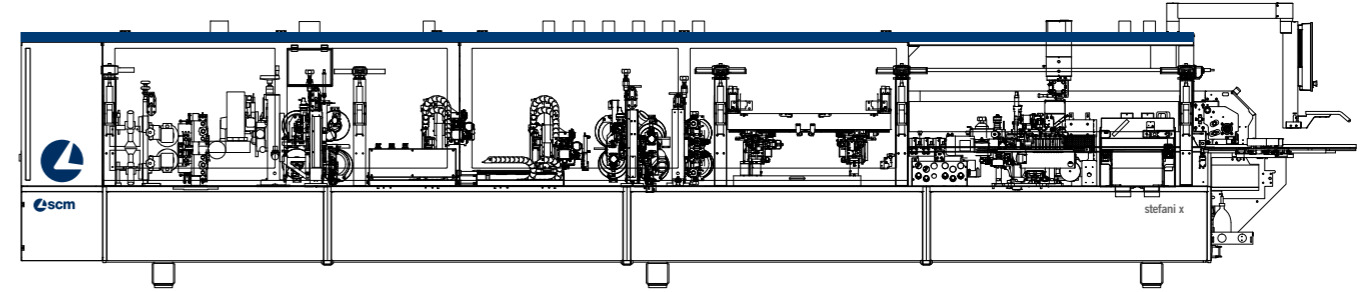
stefani W+  
stefani HP W+  
Also available in version DX

## FEED SPEED UP TO 25 M/MIN

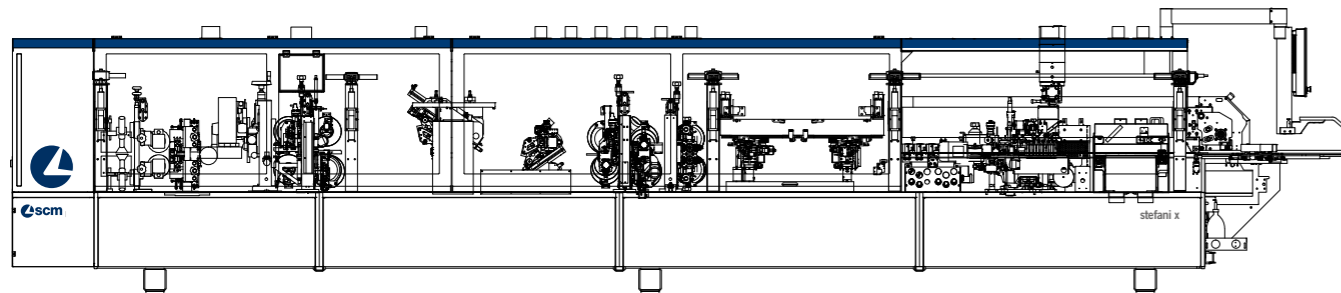
- thin edge 1st pass + 2nd pass - 25 m/min
- thick edge 1st pass - 25 m/min
- thick edge 2nd pass - 20 m/min



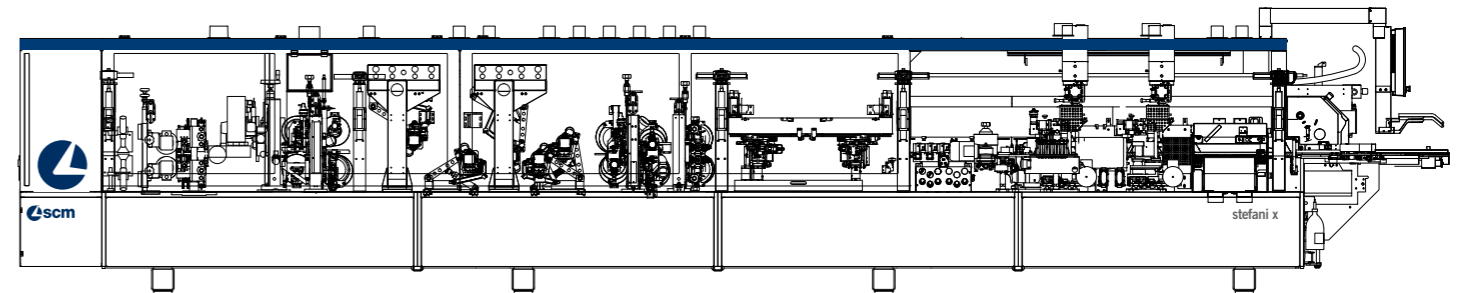
stefani R  
stefani HP R



stefani Z+  
stefani HP Z+



stefani R+  
stefani HP R+

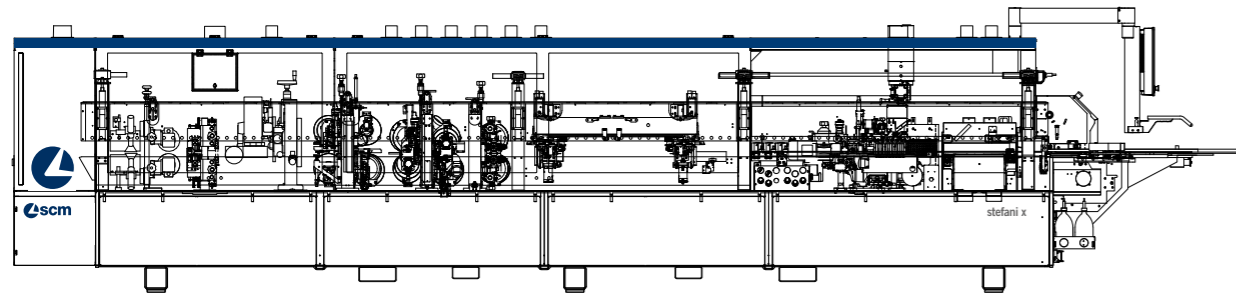


stefani SW+  
stefani HP SW+

# COMPOSITIONS

## FEED SPEED UP TO 30 M/MIN

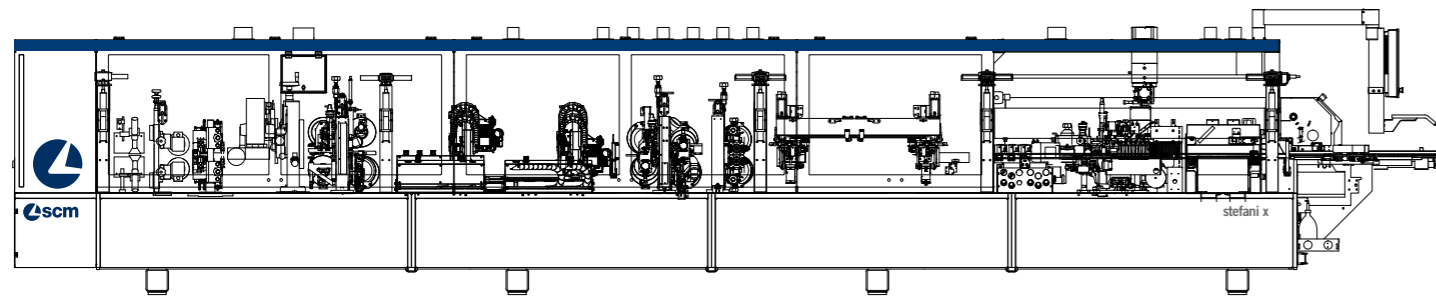
- thin edge 1st pass + 2nd pass - 30 m/min
- thick edge only 1st pass - 30 m/min



stefani T+  
stefani HP T+

## FEED SPEED UP TO 30 M/MIN

- thin edge 1st pass + 2nd pass - 30 m/min
- thick edge 1st pass - 30 m/min
- thick edge 2nd pass - 25 m/min




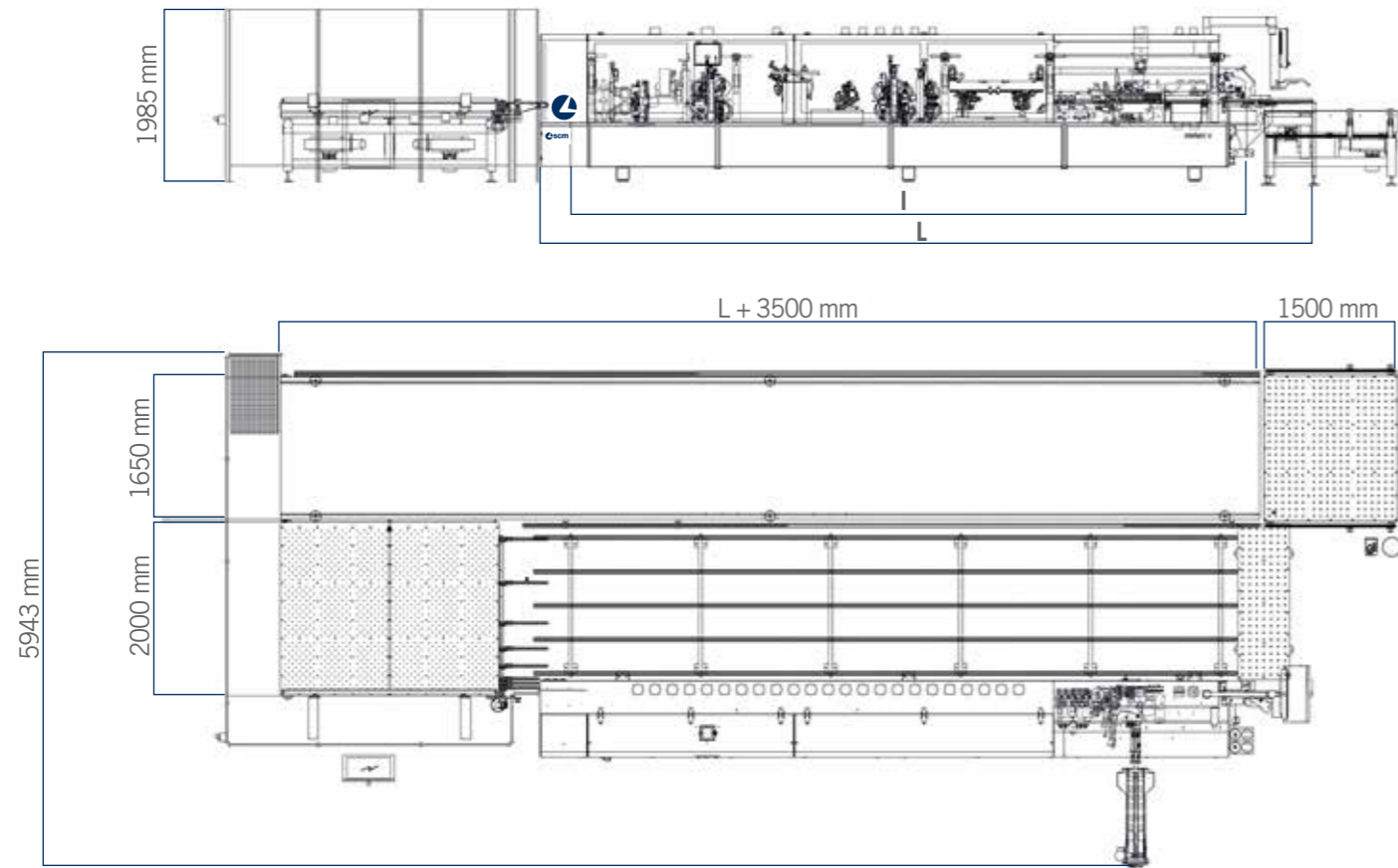
stefani U+  
stefani HP U+

## OPTIONAL UNITS

- (1R) = Trimming unit
- (1) = Milling or Sanding unit
- (1A) = Milling unit
- (3) = Sanding or Milling or Edge Scraping unit (\*)
- (3A) = Milling or Edge Scraping unit (\*)
- (1F) = Edge brightening unit

(\*) Attention! Spaces (3) or (3A) cannot have identical working units.





Layout of stefani x equipped with "fastback 25" panel return device.

STEFANI X		E+	R	R+	W+	W+-DX	Z+	SW+	T+	U+
Interaxis (I)	mm	6300	6800	7800	7800	7800	7800	8400	6800	8400
Length (L)	mm	7430	7930	8930	8930	8930	8930	9530	7930	9530

## TECHNICAL DATA

Speed (depending on the composition)	m/min	10 - 25/30
Panel thickness	mm	8 - 60 (80opt)
Thickness of edge in coils	mm	0,3 - 3
Thickness of edge in strips/solid wood	mm	0,3 - 12 (22 opt)
Minimum panel length	mm	120
Minimum panel width	mm	90 (60 opt)
Compressed air	bar	6



## THE USE OF POWER ONLY WHEN IT IS REQUIRED

**SavEnergy** allows making things operate only when they are really necessary. It means the machine automatically enters "stand-by" mode when there are no panels to be machined.

**COMPANY WITH  
QUALITY SYSTEM  
CERTIFIED BY DNV  
ISO 9001**

*The technical data can vary according to the requested machine composition. In this catalogue, machines are shown with options. The company reserves the right to modify technical specifications without prior notice; the modifications do not influence the safety foreseen by the EC Norms.*

*Maximum noise levels measured according to the operating conditions established by EN ISO 18217:2015  
Acoustic pressure in process 80 dbA (measured according to EN ISO 11202:2010)  
Acoustic power in process 99 dbA (measured according to ISO 3746:2010)*





*Even if there is a correlation between above mentioned "conventional" noise emission values and average levels of personal exposure over eight hours of operators, these last also depend on the real operating conditions, duration of exposure, acoustic conditions of the working environment and presence of further noise sources, this means the number of machines and other adjacent process.*



**scm** | service  
**WE'LL GO THE EXTRA MILE FOR YOU**

SCM OFFERS A FULL RANGE OF **HIGHLY SPECIALISED SERVICES** WITH A QUALITY AND RELIABILITY THAT STEM FROM OVER 65 YEARS OF EXPERIENCE IN THE INDUSTRY.

From installation and production start-up to services and maintenance. From training to the supply of specific original spare parts: **we provide solutions designed around you!**

 <p><b>SERVICE AND MAINTENANCE</b></p> <ul style="list-style-type: none"> <li>• Remote support</li> <li>• Scheduled maintenance contracts</li> <li>• Warranty extension</li> </ul>	 <p><b>TRAINING SERVICE</b></p> <ul style="list-style-type: none"> <li>• Courses for machine operators</li> <li>• Software and programming courses</li> <li>• Training in production start-up</li> </ul>
 <p><b>SPARE PARTS</b></p> <ul style="list-style-type: none"> <li>• Recommended spare parts list</li> <li>• E-shop</li> <li>• Interactive spare-parts catalogues</li> <li>• Repairs on electronic parts, glue tanks and electro-spindles</li> </ul>	 <p><b>DIGITAL SERVICES</b></p> <ul style="list-style-type: none"> <li>• Maestro Connect - IoT platform to be constantly connected with your machines</li> <li>• Smartech - assistance with augmented reality</li> <li>• My Scm portal - opening of service ticket and single point of access to the apps and Services tools</li> </ul>

**CONTACT**  
**SCM SERVICE**  
 via Emilia 77 - 47921 Rimini - Italy  
 tel. +39 0541 700100  
 scmservice@scmgroup.com  
 www.scmwood.com

**SCM SPAREPARTS**  
 Via Casale, 450 - 47826 - Villa Verucchio (RN) - Italy  
 tel. +39 0541 674111  
 spareparts@scmgroup.com  
 www.scmwood.com



# THE STRONGEST WOOD TECHNOLOGIES ARE IN OUR DNA







## SCM. A HERITAGE OF SKILLS IN A UNIQUE BRAND

Over 65 years of success gives SCM the centre stage in woodworking technology. This heritage results from bringing together the best know-how in machining and systems for wood-based manufacturing. SCM is present all over the world, brought to you by the widest distribution network in the industry.

- 65+** years history
- 3** main production sites in Italy
- 300.000** square metres of production space
- 20.000** machines manufactured per year
- 90%** export
- 20** foreign branches
- 400** agents and dealers
- 500** support technicians
- 500** registered patents

**In SCM's DNA also strength and solidity of a great Group.** The SCM Group is a world leader, manufacturing industrial equipment and components for machining the widest range of materials.

## SCM GROUP, A HIGHLY SKILLED TEAM EXPERT IN INDUSTRIAL MACHINES AND COMPONENTS

INDUSTRIAL MACHINERY	INDUSTRIAL COMPONENTS
Stand-alone machines, integrated systems and services dedicated to processing a wide range of materials.	Technological components for the Group's machines and systems, for those of third-parties and the machinery industry.
 WOODWORKING TECHNOLOGIES	 TECHNOLOGIES FOR PROCESSING COMPOSITE MATERIALS, ALUMINIUM, PLASTIC, GLASS, STONE, METAL
	   
	SPINDLES AND TECHNOLOGICAL COMPONENTS    ELECTRIC PANELS    METALWORK    CAST IRON